

Nifty Snapshot

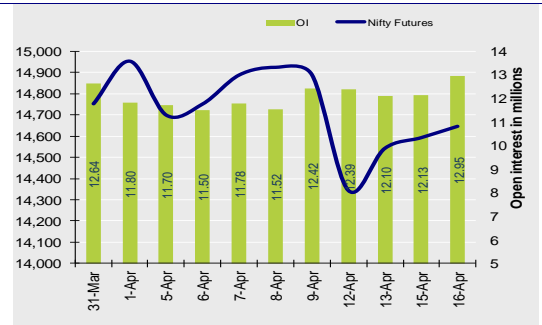
	Close	Prv Cl.	Ab chg	% chg
Spot	14,617.8	14,581.4	36.40	0.25
Futures	14,645.7	14,592.0	53.70	0.37
OI (ml shr)	12.95	12.13	0.82	6.72
Vol (lots)	139085	195173	-56088	-28.7
COC	27.85	10.55	17.30	164.0
PCR-OI	1.38	1.14	0.24	21.4

Market Summary:

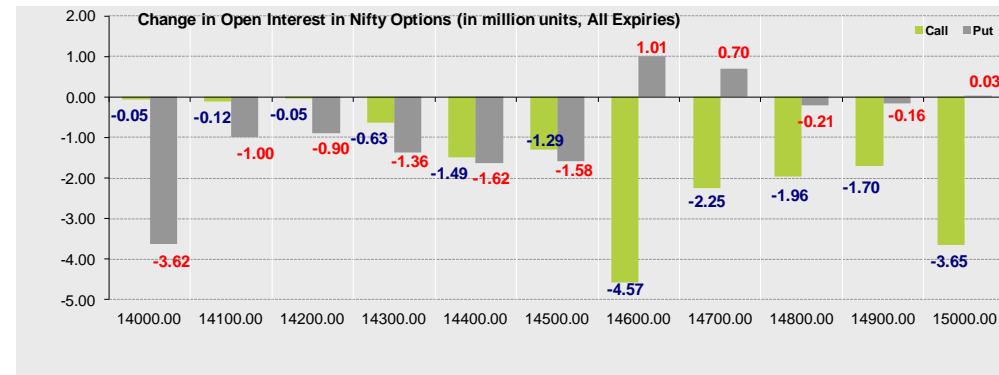
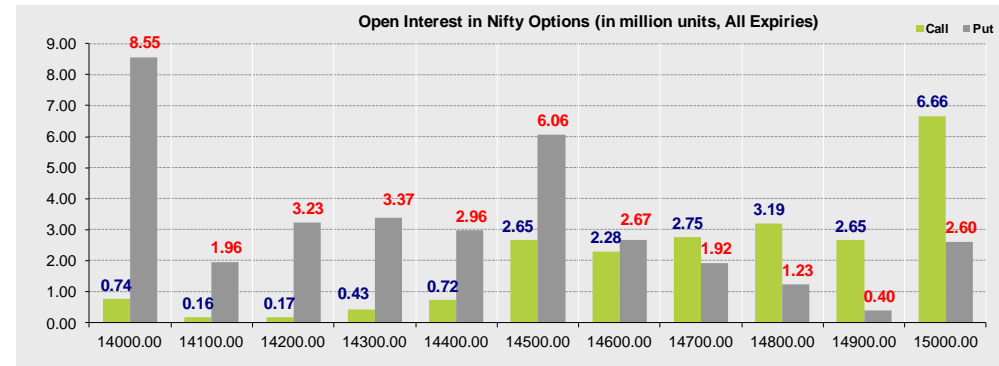
- Indian markets closed on a positive note where buying was mainly seen in Pharma, Technology, Automobile sectors. Nifty April Future closed at 14645.70 (up 53.70 points) at a premium of 27.85 pts to spot.
- FII's were net buyers in Cash to the tune of 437.51 Cr and were net buyers in index futures to the tune of 54.70 Cr.
- India VIX decreased by 2.33% to close at 20.40 touching an intraday high of 21.09.

Open Interest in Nifty Options:

Nifty Futures Price v/s OI



Nifty Futures Price v/s Change in OI



Institutional Activity in previous trading session

(in Rs cr.)	Buy	Sell	Net
Index Futures	4857.22	4802.52	54.70
Index Options	245564.54	242436.64	3127.90
Stock Futures	12341.74	11292.62	1049.12
Stock Options	14475.95	14679.87	-203.92
FII Cash	7,512.32	7,074.81	437.51
DII Cash	5,523.58	4,866.03	657.55

Net FII Activity (in Rs cr.)

Date	Idx Fut	Stk Fut	Idx Opt	Cash
16-Apr	54.7	1049.1	3127.9	438
15-Apr	1308.6	-805.3	7098.6	980
13-Apr	1995.1	1303.9	-1468.4	-731
12-Apr	-1740.5	-398.0	1954.1	-1746
9-Apr	-639.5	-666.2	1538.4	-654
8-Apr	262.1	-55.5	5134.1	111

- The above second chart shows previous trading day's change in Nifty options where Addition in OI were seen in 14700, 14600 strike Puts while liquidation was seen in 14600, 14700, 15000 strike Calls indicating market is likely to remain range bound in the near term.

- Highest OI build-up is seen at 15000 strike Call and 14000 strike Put, to the tune of 6.66mn and 8.55mn respectively.

Outlook on Nifty:

- Index is likely to open on a gap down note today and is likely to remain range bound during the day.

Technical Pivot (Intraday):

	S2	S1	PIVOT	R1	R2
NIFTY	14505	14575	14655	14725	14805
BANKNIFTY	31715	31895	32165	32350	32620

Volume Buzzers (Contract wise)

Symbol	Current Volume	Volume Change	Price Chg	One Month Avg
NAVINFUOR	2553	354%	5.8%	776
AARTIIND	1624	275%	3.9%	692
APLLTD	908	205%	3.1%	467
WIPRO	37529	201%	8.5%	6220
BIOCON	4509	195%	2.0%	2039
SUNTV	3451	172%	2.4%	1868
PETRONET	2326	145%	-0.7%	1423
ASIANPAINT	8051	104%	3.0%	6453
BERGEPAIN	1572	91%	1.5%	1207
NAM-INDIA	873	81%	1.8%	483

Stock Ideas

- INFY & WIPRO calls of strike 1400 & 500 respectively were amongst the most active Calls whereas WIPRO & RELIANCE puts of strike 440 & 1900 respectively were amongst most active Puts.
- NAM-INDIA & TORNTPOWER are likely to show good strength whereas PVR & JSWSTEEL are likely to show weakness in today's trading session.

(Price is in Rs; OI is in million units; Price chg and OI chg are in percentage) **NB RESEARCH**

Fresh Longs seen in:

Script	Price	Price chg	OI	OI Chg
NAM-INDIA	338.8	1.8	2.0	56.1
NAVINFUOR	3145.2	5.8	0.3	22.6
AARTIIND	1423.6	3.9	0.5	20.3

Fresh Shorts seen in:

Script	Price	Price chg	OI	OI Chg
PVR	1044.5	-1.4	2.2	8.8
HDFCLIFE	693.2	-0.5	8.7	8.4
PETRONET	221.4	-0.7	18.9	8.0

Short Covering seen in:

Script	Price	Price chg	OI	OI Chg
TORNTPOWER	408.6	2.9	2.1	-6.6
ESCORTS	1246.2	2.2	1.9	-5.7
SBILIFE	915.0	0.6	4.7	-4.0

Long Unwinding seen in:

Script	Price	Price chg	OI	OI Chg
JSWSTEEL	620.0	-1.5	35.3	-7.0
UBL	1102.8	-0.2	1.3	-3.9
HDFCBANK	1431.5	-0.1	32.2	-3.8

Technical Pivot (Intraday):

Script Name	S2	S1	PIVOT	R1	R2
NAM-INDIA	331	335	338	342	345
PVR	1010	1027	1047	1064	1084
TORNTPOWER	391	400	406	415	421
JSWSTEEL	605	613	625	633	645

FROM THE EQUITY DERIVATIVE DESK:

NIRAV HARISH CHHEDA
SENIOR DERIVATIVES AND TECHNICAL ANALYST
E-Mail: nirav.chheda@nirmalbang.com
Tel no: 6273-8199/8000

AMIT BHUPTANI
DERIVATIVES AND TECHNICAL ANALYST
E-Mail: amit.bhuptani@nirmalbang.com
Tel no: 6273-8242/8000

Disclaimer

Nirmal Bang Securities Private Limited (hereinafter referred to as "NBSPL") is a registered Member of National Stock Exchange of India Limited, Bombay Stock Exchange Limited and MCX stock Exchange Limited. We have been granted certificate of Registration as a Research Analyst with SEBI. Registration no. is INH000001766 for the period 23.09.2015 to 22.09.2020.

NBSPL or its associates including its relatives/analyst do not hold any financial interest/beneficial ownership of more than 1% in the company covered by Analyst (in case any financial interest is held kindly disclose)

NBSPL or its associates/analyst has not received any compensation from the company covered by Analyst during the past twelve months. NBSPL /analyst has not served as an officer, director or employee of company covered by Analyst and has not been engaged in market making activity of the company covered by Analyst.

The views expressed are based solely on information available publicly and believed to be true. Investors are advised to independently evaluate the market conditions/risks involved before making any investment decision.

Stock Name	Call (Buy/Sell)	Entry price	Targets	Stop Loss	Duration	Status

NIFTY50 Options OI (CE OI = Resistance) (PE OI = Support)

Symbol	Highest CE OI	Highest PE OI	CMP
ADANIPTS	800	700	758
ASIANPAINT	2700	2500	2665
AXISBANK	700	600	670
BAJAJ-AUTO	4000	3500	3643
BAJAJFINSV	10500	9000	9818
BAJFINANCE	5000	4000	4634
BHARTIARTL	550	530	541
BPCL	440	400	415
BRITANNIA	4000	3600	3707
CIPLA	1000	800	943
COALINDIA	150	130	128
DIVISLAB	4000	3700	3825
DRREDDY	5000	4500	4904
EICHERMOT	2600	2400	2445
GRASIM	1500	1300	1358
HCLTECH	1100	900	1011
HDFC	2600	2500	2575
HDFCBANK	1500	1400	1432
HDFCLIFE	700	650	693
HEROMOTOCO	3000	2700	2897
HINDALCO	380	300	371
HINDUNILVR	2500	2400	2463
ICICIBANK	600	600	568
ITC	220	210	209
INDUSINDBK	1000	1000	864

NIFTY50 Options OI (CE OI = Resistance) (PE OI = Support)

Symbol	Highest CE OI	Highest PE OI	CMP
INFY	1500	1300	1354
IOC	100	90	91
JSWSTEEL	650	500	620
KOTAKBANK	1800	1800	1772
LT	1500	1300	1364
M&M	800	700	823
MARUTI	7000	6500	6670
NESTLEIND	18000	16000	17161
NTPC	110	100	103
ONGC	110	100	107
POWERGRID	230	200	211
RELIANCE	2100	1900	1939
SBILIFE	1000	900	915
SBIN	400	300	341
SHREECEM	32000	28500	30823
SUNPHARMA	650	600	649
TATACONSUM	700	640	672
TATAMOTORS	350	280	311
TATASTEEL	1000	800	893
TCS	3400	2700	3197
TECHM	1100	900	1011
TITAN	1600	1400	1549
ULTRACEMCO	7000	6000	6741
UPL	700	600	614
WIPRO	500	450	470

DISCLOSURES

Research Reports that are published by Nirmal Bang Securities Private Limited (hereinafter referred to as "NBSPL") are for private circulation only. NBSPL is a registered Research Analyst under SEBI (Research Analyst) Regulations, 2014 having Registration no. INH000001766. NBSPL is also a registered Stock Broker with National Stock Exchange of India Limited, BSE Limited, Metropolitan Stock Exchange of India Limited, Multi Commodity Exchange of India Limited, National Commodity and Derivative Exchange Limited and Indian Commodity Exchange Limited in cash and Equity and Commodities derivatives segments.

NBSPL has other business divisions with independent research teams separated by Chinese walls, and therefore may, at times, have different or contrary views on stocks and markets.

NBSPL or its associates have not been debarred / suspended by SEBI or any other regulatory authority for accessing / dealing in securities Market. NBSPL, its associates or analyst or his relatives do not hold any financial interest (Except Investment) in the subject company. NBSPL or its associates or Analyst do not have any conflict or material conflict of interest at the time of publication of the research report with the subject company. NBSPL or its associates or Analyst or his relatives may or may not hold beneficial ownership of 1% or more in the subject company at the end of the month immediately preceding the date of publication of this research report.

NBSPL or its associates / analyst has not received any compensation / managed or co-managed public offering of securities of the company covered by Analyst during the past twelve months. NBSPL or its associates have not received any compensation or other benefits from the company covered by Analyst or third party in connection with the research report. Analyst has not served as an officer, director or employee of Subject Company. NBSPL / analyst has not been engaged in market making activity of the subject company. Analyst Certification: The research analysts and authors of these reports, hereby certify that the views expressed in this research report accurately reflects my/our personal views about the subject securities, issuers, products, sectors or industries. It is also certified that no part of the compensation of the analyst(s) was, is, or will be directly or indirectly related to the inclusion of specific recommendations or views in this research. The analyst(s) principally responsible for the preparation of this research report and has taken reasonable care to achieve and maintain independence and objectivity in making any recommendations.

DISCLAIMER

This report is for the personal information of the authorized recipient and does not construe to be any investment, legal or taxation advice to you. NBSPL is not soliciting any action based upon it. Nothing in this research shall be construed as a solicitation to buy or sell any security or product,

or to engage in or refrain from engaging in any such transaction. In preparing this research, we did not take into account the investment objectives, financial situation and particular needs of the reader.

This research has been prepared for the general use of the clients of NBSPL and must not be copied, either in whole or in part, or distributed or redistributed to any other person in any form. If you are not the intended recipient you must not use or disclose the information in this research in any way. Though disseminated to all the customers simultaneously, not all customers may receive this report at the same time. NBSPL will not treat recipients as customers by virtue of their receiving this report. This report is not directed or intended for distribution to or use by any person or entity resident in a state, country or any jurisdiction, where such distribution, publication, availability or use would be contrary to law, regulation or which would subject NBSPL & its group companies to registration or licensing requirements within such jurisdictions.

The report is based on the information obtained from sources believed to be reliable, but we do not make any representation or warranty that it is accurate, complete or up-to-date and it should not be relied upon as such. We accept no obligation to correct or update the information or opinions in it. NBSPL or any of its affiliates or employees shall not be in any way responsible for any loss or damage that may arise to any person from any inadvertent error in the information contained in this report. NBSPL or any of its affiliates or employees do not provide, at any time, any express or implied warranty of any kind, regarding any matter pertaining to this report, including without limitation the implied warranties of merchantability, fitness for a particular purpose, and non-infringement. The recipients of this report should rely on their own investigations.

This information is subject to change without any prior notice. NBSPL reserves its absolute discretion and right to make or refrain from making modifications and alterations to this statement from time to time. Nevertheless, NBSPL is committed to providing independent and transparent recommendations to its clients, and would be happy to provide information in response to specific client queries.

Before making an investment decision on the basis of this research, the reader needs to consider, with or without the assistance of an adviser, whether the advice is appropriate in light of their particular investment needs, objectives and financial circumstances. There are risks involved in securities trading. The price of securities can and does fluctuate, and an individual security may even become valueless. International investors are reminded of the additional risks inherent in international investments, such as currency fluctuations and international stock market or economic conditions, which may adversely affect the value of the investment. Opinions expressed are subject to change without any notice. Neither the company nor the director or the employees of NBSPL accept any liability whatsoever for any direct, indirect, consequential or other loss arising from any use of this research and/or further communication in relation to this research. Here it may be noted that neither NBSPL, nor its directors, employees, agents or representatives shall be liable for any damages whether direct or indirect, incidental, special or consequential including lost revenue or lost profit that may arise from or in connection with the use of the information contained in this report.

Copyright of this document vests exclusively with NBSPL.

Our reports are also available on our website www.nirmalbang.com